


Name _____

1	2	3
4	5	6



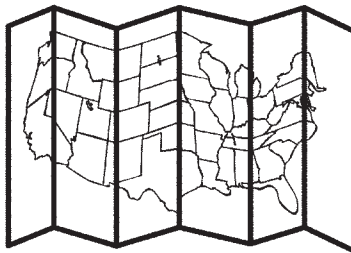




Instructions: Have students cut out the pictures and paste them in the order in which they happened in the story. Then, have students work with a partner to retell the story in the correct sequence using the pictures as a guide.

Name _____



chest

Following the Map • Level F • 2



Skill: Final Consonant st-Blends

Instructions: Have students write the final consonant *st*-blend under the pictures that end with the /st/ sound.

Name _____

① She walks fifteen steps north.

Yesterday _____

② Kelly checks her compass.

Yesterday _____

③ Kelly asks a question.

Yesterday _____

④ Kelly walks forty steps to the tree.

Yesterday _____

⑤ Her friends jump out and yell, “Happy Birthday!”

Yesterday _____



Instructions: Read the sentences with students. Have students underline the present-tense verb. On the line below the sentence, have students rewrite the sentence using the past-tense verb(s).