

Art Around Us


A Reading A-Z Level M Leveled Book

Word Count: 788



Reading A-Z

Visit www.readinga-z.com
for thousands of books and materials.



Written by
Cheryl Ryan

www.readinga-z.com

ART Around Us



Written by Cheryl Ryan

www.readinga-z.com

Photo Credits:

Front cover, back cover, page 7: Pasqualina Azzarello & friends/© Learning A-Z, Inc.; title page: © Lavigna/Dreamstime.com; page 3: © czarny_bez/iStock/Thinkstock; page 4 (top): © iStockphoto.com/Ronnie Comeau; pages 4 (center, bottom left, bottom right), 5 (purple and yellow crayon): © Hemera Technologies/Jupiterimages Corporation; page 5 (all but purple and yellow crayon): © Lushpix RF; page 6 (main): courtesy of Alfred Quiroz; pages 6 (inset), 9, 15 (inset): © Learning A-Z, Inc.; page 8: © Zoran Zeremski/iStock/Thinkstock; page 10: © Richard Gross/Corbis; page 11: © iStock.com/MireXa; page 12: © iStockphoto.com/David Meharey; page 13 (main): Tim Fuller Photography/© Learning A-Z, Inc.; page 13 (inset): courtesy of Leon Applebaum/© Learning A-Z, Inc.; page 14 (top right): © Hannu Liivaar/Dreamstime.com; page 14 (inset): © iStockphoto.com/Christina Richards; page 14 (center): © Dave Frederick/123 RF; page 15 (main): Gloria Campos/© Learning A-Z, Inc.; page 16: © Liz Mamorsky/www.lizland.com; page 17: © Philip Lange/123RF; © Atlantide Phototravel/Corbis Documentary/Getty Images; page 19 (left): © Jupiterimages Corporation; page 19 (right): © PlanetArt.com; page 20 (top): © Lillian Obucina/Dreamstime.com; page 20 (bottom): © Elena Solodovnikova/Dreamstime.com; page 21 (top): © Ray Carpenter/123 RF; page 21 (bottom): © Sergey Khachatryan/123 RF; page 22: © Sang Lei/Dreamstime.com; page 23 (main): © Can Balcioglu/Dreamstime.com; page 23 (inset): © Luis Louro/Alamy Stock Photo

Art Around Us
Level M Leveled Book
© Learning A-Z
Written by Cheryl Ryan

All rights reserved.

www.readinga-z.com

Correlation

LEVEL M

Fountas & Pinnell	L
Reading Recovery	19
DRA	24

Table of Contents


Introduction	5
Painter	6
Sculptor	8
Potter	10
Glassblower	12
Fiber Artist	14
Unusual Art	16
Where Art Is Found	19
Glossary	24





Introduction

Art is all around us. Art is in every shape, size, and color. Artists can make art from anything. Some artists make art with paint or paper. Others use glass or clay. Some use a computer. Others make art out of plants or sand.



Alfred Quiroz painted this picture of himself. It is a self-portrait.

Painter

Some artists are painters. Most painters use a brush. Others like to splash or spray paint. Some like to drip paint instead. It's all painting.



Mural on a wall

Painters paint on many surfaces. Most paint on canvas. Some paint on dishes or furniture. Have you seen a painted **mural**? A mural is big. It's painted right on a wall.

Sculptor

Sculptors carve shapes with sharp tools. They might carve wood, stone, or ice. Other artists make **soft sculpture**. Soft sculptures are shapes made from fabric and yarn.



Wood sculptor



Metal statue made of bronze

Some sculptors shape metal. They pour hot metal into a mold and let it cool. When they take the sculpture out, it's shaped like the mold.

Potter

Potters make art with clay. They use their hands to shape the clay. Potters push on the clay. They pinch it. They pull it. They make it into the shape they want.



Forming clay pottery



Baking clay pottery

The clay shape is baked in a very hot oven. The heat bakes the clay until it's dry. Baked clay is called **ceramic**. Potters use a special ceramic paint called a **glaze**. The glaze makes the ceramic shiny.

Glassblower

Melted glass is soft, like very thick glue. A glassblower scoops up a blob of hot, soft glass with the end of a long metal pipe. The pipe is hollow, like a straw. The artist blows air through the pipe into the blob of glass. The air makes a bubble in the glass. Then the glassblower can shape the bubble. He or she can make it wide, like a bowl, or make it flat, like a plate.



A glassblower shapes a ball of glass.



Hot glass is soft and can be shaped in many ways.


Glassblowers work very quickly. While the glass is soft, they can change it. They can add dots or color. They can add a handle. But they have to be careful. When glass cools, it gets hard, and it can break easily.



A glass sculpture

Fiber Artist

Art can be made with thread, yarn, and pieces of fabric. It's called fiber art. Some fiber artists sew. Some make a quilt for a bed.



Patterned quilts and dolls are popular forms of fiber art.



Weaving loom


Weavers are also fiber artists. Weavers loop yarns together to make art. They use a machine called a **loom**. The loom helps them put the yarns in the right place. Weavers can make beautiful rugs or blankets. They can weave a soft sculpture to hang on a wall.



Unusual Art

Some art just looks different to us. It isn't a painting. It isn't a glass bowl. It's hard to say what it is. Artists make it from things they found. Maybe they use pieces of wood and old junk. They might use parts of old toys, too. Some artists make big sculptures with sand.

They get to work at the beach all day!



An artist made this funny face using a wooden cutting board, a circuit board, telephone bells, a telephone keypad, industrial springs, and wire.



Many sand castles are true works of art.

Many artists like to work outside. They make art in a park or a garden. They use tree branches, rocks, and plants to make a design. People can come to the park to see it.

An art **installation** is big. It can be a whole room that is a work of art. Sometimes, you can walk around inside it. The artist fills the room with things to look at, touch, and hear. The room might have flashing lights or big video screens. You might hear music or strange sounds. You might smell flowers or popcorn.



An installation uses a whole room to make art.



An ancient cave drawing



A Pueblo pot

Where Art Is Found

Simple drawings are the oldest art in the world. Some very old drawings are on the walls of caves. Other old drawings were scratched into rocks. The drawings tell stories about something that had happened long ago. Art is also found in the ruins of very old cities. Scientists sometimes find old pottery designs. Some ruins have old murals painted on the walls.

Art is everywhere. Explore your town to find types of art. Visit an art museum. You will see many types of painting and sculpture. Go to an art gallery or an art fair. Artists want you to see and enjoy what they make.



(top) Art museum
(bottom) Public art comes in many shapes and sizes.





(top) A mural of a lighthouse creates an interesting illusion.
(bottom) Elephant sculptures add fun to a park.


Look for art around you. You can look for art when you are riding in a car. You might see a sculpture in a park. You might see a big mural on a wall.

You can make your own art. Draw on a sidewalk with chalk. Make a sculpture with clay, snow, or sand. Glue pieces of seashells, glass, and wood on a picture frame. It's all art!



You can tell a story with art. It can help you say how you feel. Art can be interesting or funny. It can be something that you just like to look at.

Look for art. You'll find it all around you!



Glossary

ceramic (<i>n.</i>)	baked, dried clay that keeps its shape (p. 11)
glaze (<i>n.</i>)	a special paint used on ceramic clay art (p. 11)
installation (<i>n.</i>)	a room or building made into a large work of art (p. 18)
loom (<i>n.</i>)	a machine that loops yarn into strips of fabric (p. 15)
mural (<i>n.</i>)	a big painting painted onto a wall or building (p. 7)
soft sculpture (<i>n.</i>)	sculpture shape made with fabric or other soft materials (p. 8)
weavers (<i>n.</i>)	artists who make fabric out of yarn or thread, often by using a loom (p. 15)